



Cyber Workforce

ATLANTA TED CONFERENCE 2022

Remote Worker Impact Cybersecurity

National level

TOTAL CYBERSECURITY JOB OPENINGS ⓘ

714,548



TOTAL EMPLOYED CYBERSECURITY WORKFORCE ⓘ

1,091,575



SUPPLY/DEMAND RATIO ⓘ

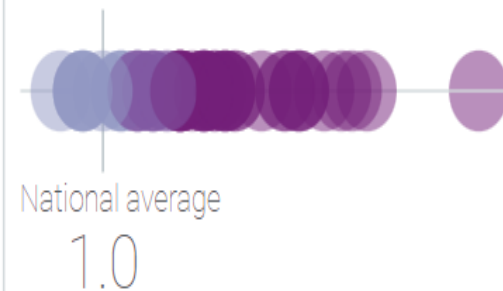


66% National average

GEOGRAPHIC CONCENTRATION ⓘ

Average

LOCATION QUOTIENT



TOP CYBERSECURITY JOB TITLES ⓘ


- Cybersecurity Analyst
- Software Developer
- Cybersecurity Consultant
- Penetration & Vulnerability Tester
- Cybersecurity Manager
- Network Engineer
- Systems Engineer
- Senior Software Developer
- Systems Administrator

All data obtained from: www.cyberseek.org

Remote Worker Impact Cybersecurity

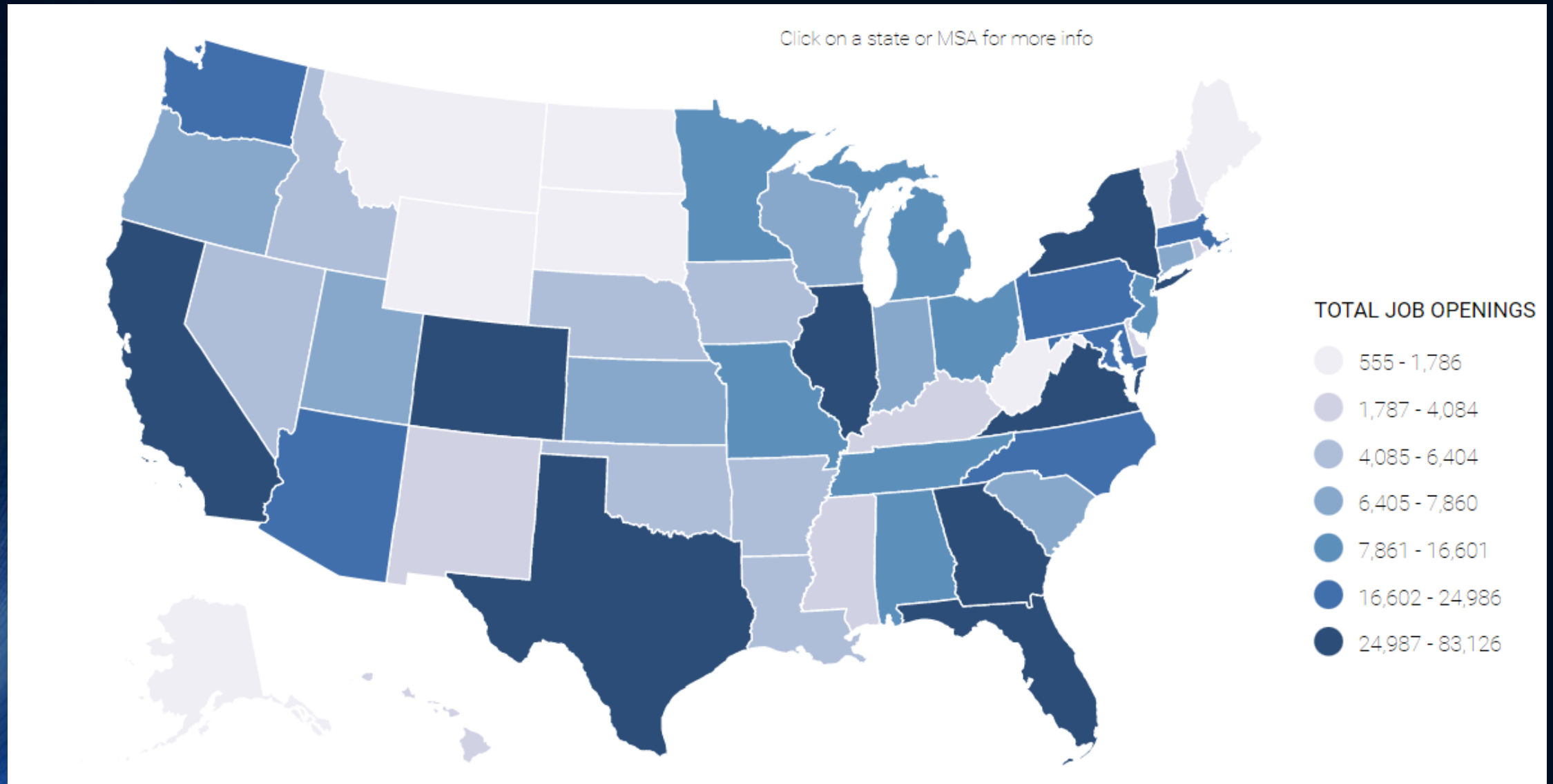
JOB OPENINGS BY NICE CYBERSECURITY WORKFORCE FRAMEWORK CATEGORY

NICE



Notes: The NICE Workforce Categories are not mutually exclusive- one job could perform multiple roles within the framework. The data shown here are not intended to be aggregated.

Remote Worker Impact Cybersecurity – By State



Remote Worker Impact Cybersecurity – By Metro

